

Deck valve clockwise closing cold - Brushed Durabronz (23kt Gold)









CL.1

20 000 740

- hole diameter 32 mm
- handle Ø 60mm
- without rosette
- with cold marking

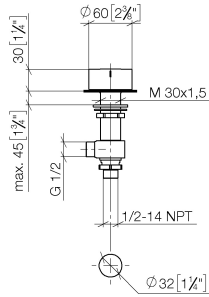


Fits: CL.1, CYO

	Brushed Durabronz (23kt Gold)	20 000 740-28
	Chrome	20 000 740-00
	Brushed Platinum	20 000 740-06
	Platinum	20 000 740-08
	Dark Chrome	20 000 740-19
	Matte Black	20 000 740-33
	Brushed Champagne (22kt Gold)	20 000 740-46
	Champagne (22kt Gold)	20 000 740-47
	Brushed Dark Platinum	20 000 740-99

20 000 740

mm [inches]



**Flow rate chart**



**Codes & Standards**

ASME  
A112.18.1/CSA  
B125.1



Deck valve clockwise closing cold - Brushed Durabronze (23kt Gold)

---

CL.1

20 000 740

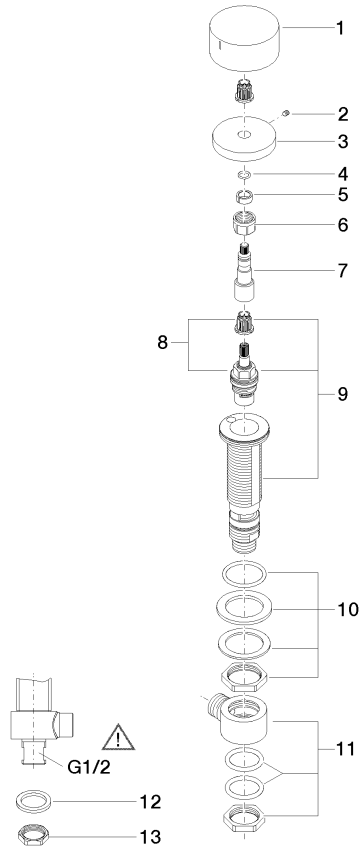
Certificates

---

WRAS\_2103001. LGA\_28688.

20 000 740

Parts for other finishes can be found here: [Chrome](#)



**Spare parts list**

No.	Item Number	Name	Quantity used	Delivery time
1	09 20 74 005-28	handle ( cold )	1	20
2	90 31 11 007 00 90	pin	1	2
3	09 27 74 003-28	rosette	1	20
4	90 14 10 060 00 90	seal	1	2
5	90 14 15 020 03 90	ring	1	2
6	90 23 30 023 00 90	nut	1	2
7	09 29 06 107-00	spindle	1	10
8	90 90 03 133 00 90	top	1	2
9	04 17 11 058 33 90	side panel	1	2
10	04 23 10 032 78 90	fixing set	1	2
11	04 17 11 023 10 90	distributor	1	2
12	09 30 11 059 90	disc	1	2
13	09 23 10 012 90	nut	1	2